

# Introduction to Computer Science and Programming

## Lecture 3

Yue Zhang

*Westlake University*

August 1, 2023

# Chapter 3.

## Inputs and Outputs

- 1 The Digital Abstraction
- 2 The First Python Program

- 1 The Digital Abstraction
- 2 The First Python Program

# Analogue Signals

**Pictures**



**Videos**



**Robot Action**



**Sounds**



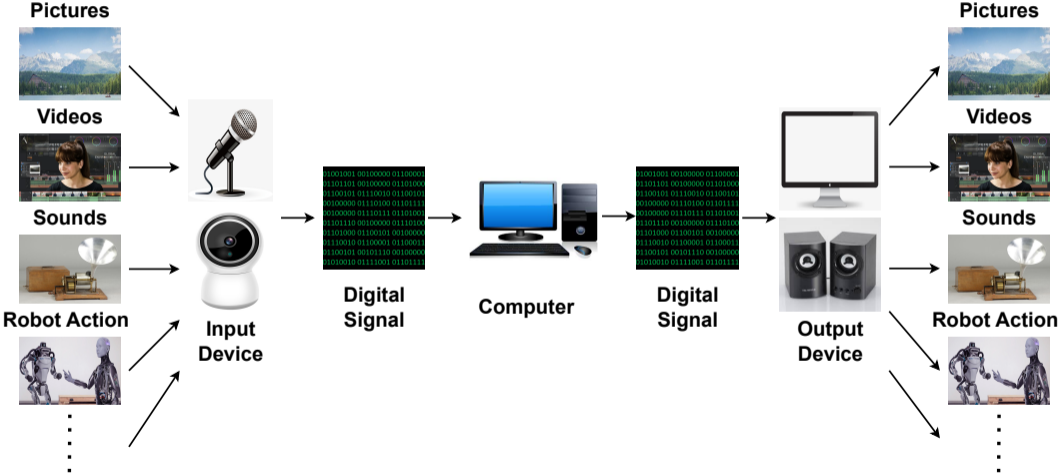
# Analogue Signals



Figure: The Matrix

# Analogue Signals and Computers

- How does your computer interact with the physical world?

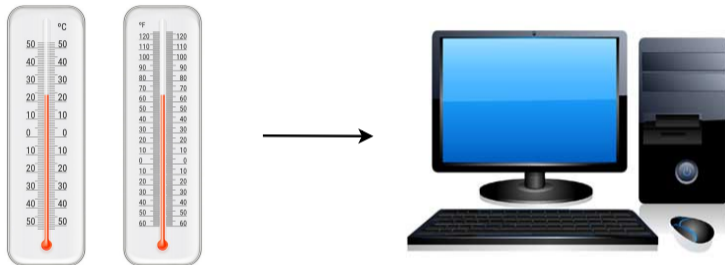


# Turning Different Things into Binary Numbers

- Numbers
- Text
- Audio Signals
- Images
- Video Signals



# Digitizing Numbers



- Turn real numbers to binary numbers.
- Make sure that they are stored in words.

# Digitizing Integers

Binary for 19?

$$19 = 16 + 2 + 1 = 2^4 + 2^1 + 2^0 = 10011$$

$$\begin{array}{r} 19 \div 2 = 9 \cdots \cdots 1 \\ 9 \div 2 = 4 \cdots \cdots 1 \\ 4 \div 2 = 2 \cdots \cdots 0 \\ 2 \div 2 = 1 \cdots \cdots 0 \\ 1 \div 2 = 0 \cdots \cdots 1 \end{array} \begin{array}{l} \uparrow \\ \text{read} \end{array}$$



# Digitizing Integers

How many numbers can a computer word hold?

8-bit machines

$$2^8 = 256$$

Smallest	0 =	0	0	0	0	0	0	0
	1 =	0	0	0	0	0	0	1
	2 =	0	0	0	0	0	1	0
	3 =	0	0	0	0	0	1	1
		⋮		⋮		⋮		⋮
		⋮		⋮		⋮		⋮
		⋮		⋮		⋮		⋮
Largest	255 =	1	1	1	1	1	1	1

# Digitizing Integers

Machine Type	Capacity	Value Range
8-bit machines	$2^8 = 256$	0 ~ 255
16-bit machines	$2^{16} = 65536$	0 ~ 65535
32-bit machines	$2^{32}$	0 ~ $2^{32}-1$
64-bit machines	$2^{64}$	0 ~ $2^{64}-1$









# How to represent negative numbers?

- Using the first bit to indicate sign.

100 → 00000100

-100 → 10000100

- Not friendly for arithmetic.

100	→	00000100
+ -100	→	10000100
<hr/>		
-1000	→	10001000

X

# How to represent negative numbers?

- 2's complement

first reverse every bit,  
second add one.

e.g. 100  $\rightarrow$ 

0	0	0	0	0	1	0	0
---	---	---	---	---	---	---	---

reverse  $\rightarrow$ 

1	1	1	1	1	0	1	1
---	---	---	---	---	---	---	---

add 1  $\rightarrow$ 

1	1	1	1	1	1	0	0
---	---	---	---	---	---	---	---

 -100

still requires the first bit as sign.



# How to represent negative numbers?

- 2's complement  
advantage in arithmetic

-0 = 0 → 

0	0	0	0	0	0	0	0
---	---	---	---	---	---	---	---

reverse → 

1	1	1	1	1	1	1	1
---	---	---	---	---	---	---	---

add 1 → 

0	0	0	0	0	0	0	0
---	---	---	---	---	---	---	---

1
---

 (dropped)

$-(-100) = 100$  → 

1	1	1	1	1	1	1	0	0
---	---	---	---	---	---	---	---	---

reverse → 

0	0	0	0	0	0	1	1
---	---	---	---	---	---	---	---

add 1 → 

0	0	0	0	0	1	0	0
---	---	---	---	---	---	---	---

# How to represent negative numbers?

- 2's complement  
advantage in arithmetic

$$-100+100=0$$

	1	1	1	1	1	1	0	0
+	0	0	0	0	0	1	0	0

# How to represent negative numbers?

- 2's complement  
advantage in arithmetic

$$-100+100=0$$

1	1	1	1	1	1	0	0
+							
0	0	0	0	0	1	0	0
							0

# How to represent negative numbers?

- 2's complement  
advantage in arithmetic

$$-100+100=0$$

1	1	1	1	1	1	0	0
+							
0	0	0	0	0	1	0	0
						0	0

# How to represent negative numbers?

- 2's complement  
advantage in arithmetic

$$-100+100=0$$

1	1	1	1	1	1	0	0	
+								
0	0	0	0	0	1	0	0	
						0	0	0



# How to represent negative numbers?

- 2's complement  
advantage in arithmetic

$$-100+100=0$$

1	1	1	1	1	1	0	0
+							
0	0	0	0	0	1	0	0
				0	0	0	0

# How to represent negative numbers?

- 2's complement  
    advantage in arithmetic

$$-100+100=0$$

1	1	1	1	1	1	0	0
+							
0	0	0	0	0	1	0	0
				0	0	0	0

# How to represent negative numbers?

- 2's complement  
    advantage in arithmetic

$$-100+100=0$$

	1	1	1	1	1	1	0	0
+	0	0	0	0	0	1	0	0
	0	0	0	0	0	0	0	0

# How to represent negative numbers?

- 2's complement  
    advantage in arithmetic

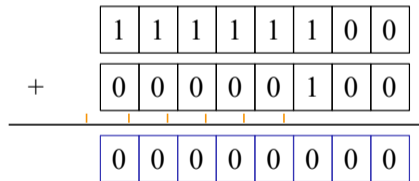
$$-100+100=0$$

	1	1	1	1	1	1	0	0
+	0	0	0	0	0	1	0	0
	0	0	0	0	0	0	0	0

# How to represent negative numbers?

- 2's complement  
advantage in arithmetic

$$-100+100=0$$



# How to represent negative numbers?

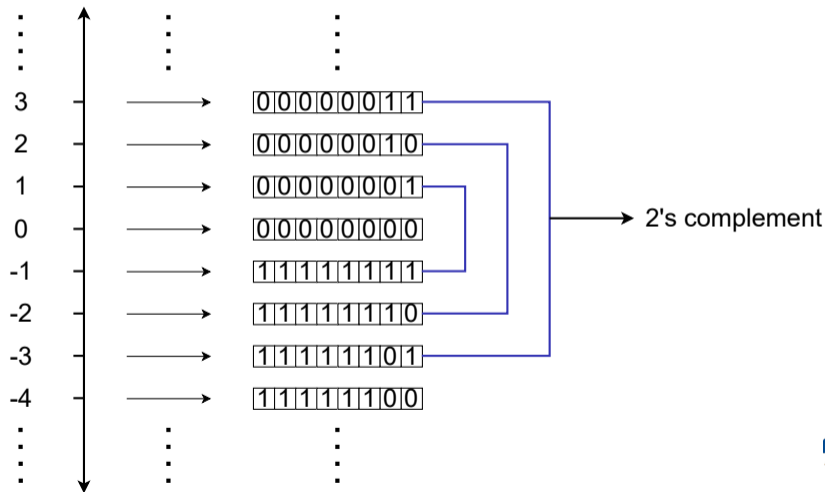
- 2's complement  
    advantage in arithmetic

$$-100+100=0$$

		1	1	1	1	1	1	0	0
+		0	0	0	0	0	1	0	0
	1	0	0	0	0	0	0	0	0

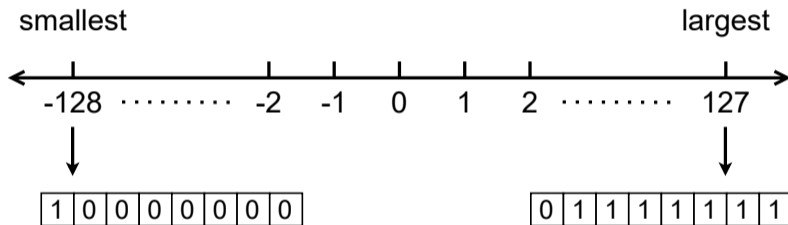
# Digitizing Integers

## • Negative Numbers



# Digitizing Integers

- Negative Numbers



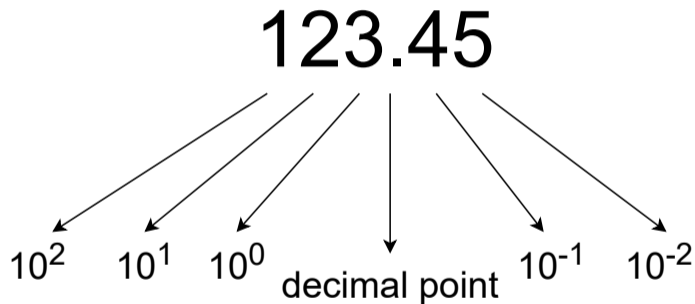
- Range:  $-128 \sim 127$



# Digitizing Integers

Machine Type	Capacity	Non-negative Range	Range
8-bit machines	$2^8 = 256$	0 ~ 255	-128 ~ 127
16-bit machines	$2^{16} = 65536$	0 ~ 65535	-32768 ~ 32767
32-bit machines	$2^{32}$	0 ~ $2^{32}-1$	$-2^{31} \sim 2^{31}-1$
64-bit machines	$2^{64}$	0 ~ $2^{64}-1$	$-2^{63} \sim 2^{63}-1$

# Digitizing Real Numbers



# Digitizing Real Numbers

$$123.45 = 12345 \times 10^{-2} \text{ (12345E - 2)}$$

General Form: **sign mantissa**  $\times 10^{exp}$

# Digitizing Real Numbers

$$123.45 = 12345 \times 10^{-2} \text{ (12345E - 2)}$$

General Form: **sign mantissa**  $\times 10^{exp}$

e.g.,            +   12345       -2        $\rightarrow$    123.45

e.g.,            -   123            6        $\rightarrow$    123000000

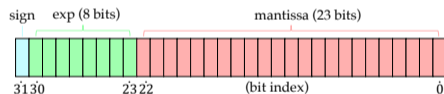
# Digitizing Real Numbers

$$\text{sign mantissa} \times 10^{\text{exp}}$$

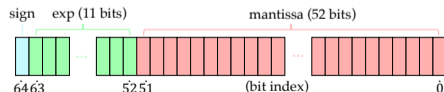
e.g.,  $+ 12345 \times 10^{-2}$

also,  $+ 12345 \text{ E } -2$

32-bit machines    1 bit    8 bits    23bits



64-bit machines    1 bit    11 bits    52bits



# Digitizing Real Numbers

- Overflow and underflow
  - 123 E 65536?
  - 0.00000000000000000000000000000001?

- Map Each Character into a Byte (ASCII)

Decimal	Hex	Char	Decimal	Hex	Char	Decimal	Hex	Char	Decimal	Hex	Char
0	0	[NULL]	32	20	[SPACE]	64	40	@	96	60	`
1	1	[START OF HEADING]	33	21	!	65	41	A	97	61	a
2	2	[START OF TEXT]	34	22	"	66	42	B	98	62	b
3	3	[END OF TEXT]	35	23	#	67	43	C	99	63	c
4	4	[END OF TRANSMISSION]	36	24	\$	68	44	D	100	64	d
5	5	[ENQUIRY]	37	25	%	69	45	E	101	65	e
6	6	[ACKNOWLEDGE]	38	26	&	70	46	F	102	66	f
7	7	[BELL]	39	27	'	71	47	G	103	67	g
8	8	[BACKSPACE]	40	28	(	72	48	H	104	68	h
9	9	[HORIZONTAL TAB]	41	29	)	73	49	I	105	69	i
10	A	[LINE FEED]	42	2A	*	74	4A	J	106	6A	j
11	B	[VERTICAL TAB]	43	2B	+	75	4B	K	107	6B	k
12	C	[FORM FEED]	44	2C	,	76	4C	L	108	6C	l
13	D	[CARRIAGE RETURN]	45	2D	-	77	4D	M	109	6D	m
14	E	[SHIFT OUT]	46	2E	.	78	4E	N	110	6E	n
15	F	[SHIFT IN]	47	2F	/	79	4F	O	111	6F	o
16	10	[DATA LINK ESCAPE]	48	30	0	80	50	P	112	70	p
17	11	[DEVICE CONTROL 1]	49	31	1	81	51	Q	113	71	q
18	12	[DEVICE CONTROL 2]	50	32	2	82	52	R	114	72	r
19	13	[DEVICE CONTROL 3]	51	33	3	83	53	S	115	73	s
20	14	[DEVICE CONTROL 4]	52	34	4	84	54	T	116	74	t
21	15	[NEGATIVE ACKNOWLEDGE]	53	35	5	85	55	U	117	75	u
22	16	[SYNCHRONOUS IDLE]	54	36	6	86	56	V	118	76	v
23	17	[END OF TRANS. BLOCK]	55	37	7	87	57	W	119	77	w
24	18	[CANCEL]	56	38	8	88	58	X	120	78	x
25	19	[END OF MEDIUM]	57	39	9	89	59	Y	121	79	y
26	1A	[SUBSTITUTE]	58	3A	:	90	5A	Z	122	7A	z
27	1B	[ESCAPE]	59	3B	;	91	5B	[	123	7B	{
28	1C	[FILE SEPARATOR]	60	3C	<	92	5C	\	124	7C	
29	1D	[GROUP SEPARATOR]	61	3D	=	93	5D	]	125	7D	}
30	1E	[RECORD SEPARATOR]	62	3E	>	94	5E	^	126	7E	~
31	1F	[UNIT SEPARATOR]	63	3F	?	95	5F	_	127	7F	[DEL]

e.g.,

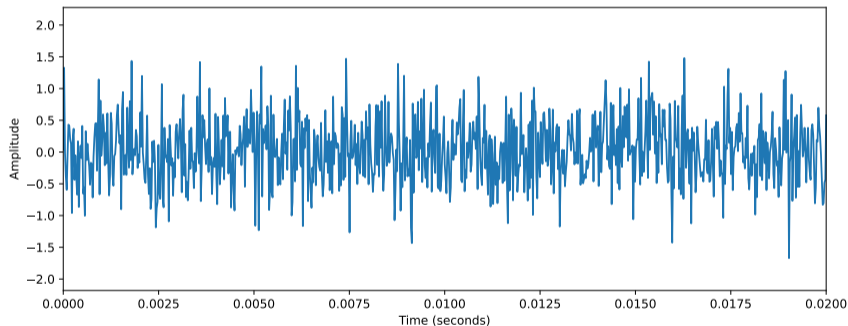
- 'A' → #65
- 'a' → #97

- For alphabets over 255 characters?  
Chinese? (GB2312, GBK)  
UNICODE – Map each character into 2 Bytes.

Code (Hex)	Character	Source
0041	A	English (Latin)
042F	Я	Russian (Cyrillic)
0E09	฿	Thai
13EA	Ꮝ	Cherokee
211E	℞	Letterlike symbols
21CC	⇔	Arrows
282F	⠆	Braille
345F	佻	Chinese/Japanese/ Korean (common)

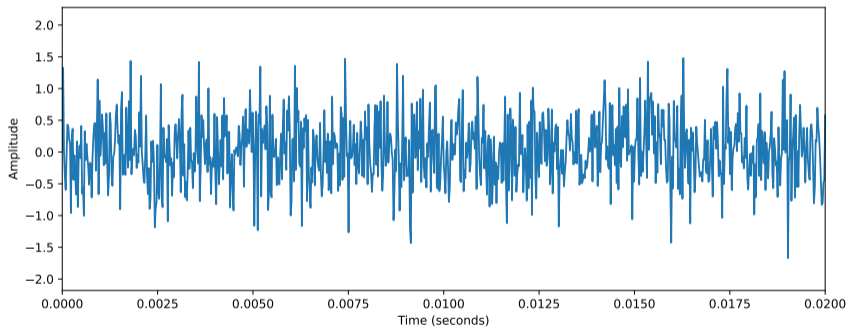


Soundwave is analogue signal.



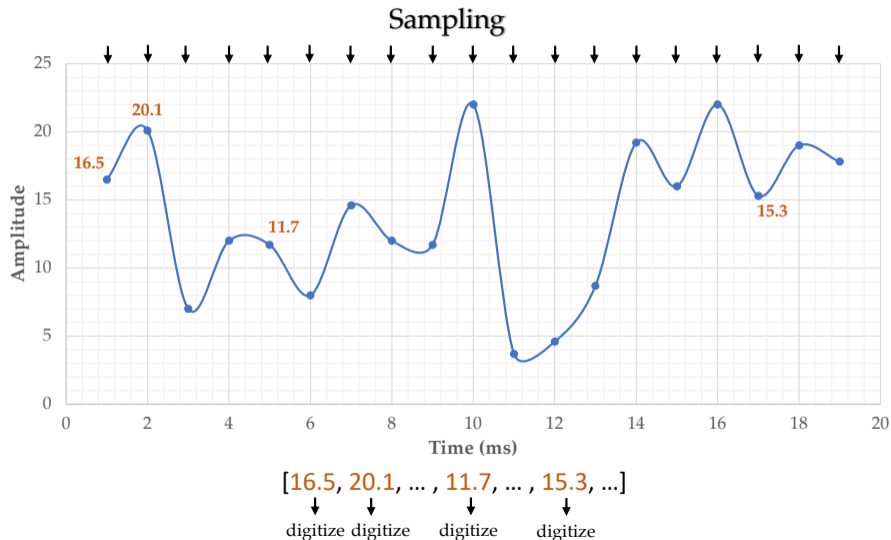
Radio process such signals using circuits.

Two things to Digitize.

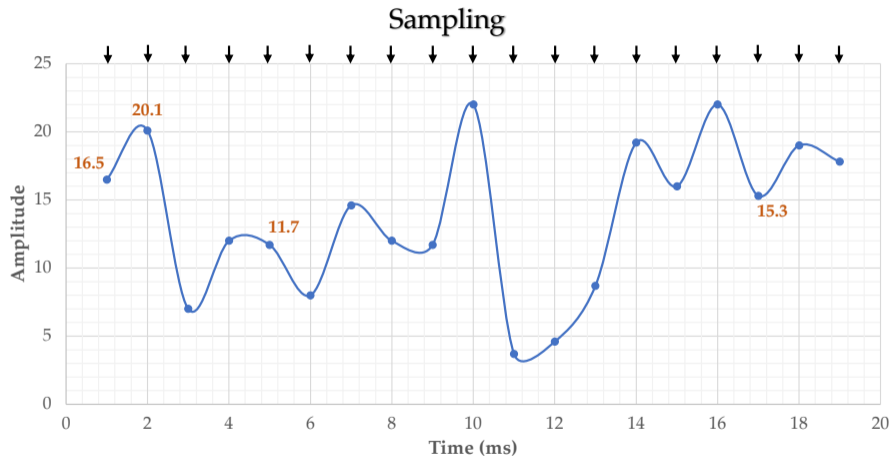


Amplitude & time

# Digitizing Audio



# Digitizing Audio



Sampling Frequency --- 40,000 times per second.

# Digitizing Image – Grey Scale Image



165	243	139	114	136	122	236	145
241	210	235	242	58	226	236	163
163	53	198	142	149	70	16	135
58	60	46	19	109	126	95	83
220	202	189	128	112	254	148	190
42	84	215	159	218	174	235	148
203	46	42	99	82	102	33	233
11	107	60	10	97	79	58	130

# Digitizing Image – Grey Scale Image

- Pixels and Resolution








$1024 \times 768$

$1920 \times 1024$

The Granularity of Samples

# Digitizing Image – Color Image

Each pixel represented with RGB (red-green-blue) values.

Red	Green	Blue	Color	
0	0	0	Black	
255	255	255	White	
255	255	0	Yellow	
255	192	203	Pink	
165	42	42	Brown	
160	32	240	Purple	
176	48	96	Maroon	

# Digitizing Video – Segvne of Images



- Time and Space Resolutions



- Signals can be large.

Modal	Lossless Compression	Lossy Compression
Audio	APE, FLAC, TTA	MP3, WMA, OGG
Image	PNG, TIFF, BMP	JPEG, ICER, DjVu


# Compressing Data

## Lossless Compression

- A String Compression Case
  - $aaaabbccc \rightarrow a4b2c3$

## Lossy Compression

- Lose Less Important Information



- 1 The Digital Abstraction
- 2 The First Python Program

- A stand-alone program can be launched from the OS.

```
Yues~MacBook~Pro:Desktop$ python savings.py
[Savings Calculator]
  Enter interest rate: 0.036
  Enter initial sum: 10000
  Enter number of years: 5
  After 5 years, the savings will be 11934.35.
Yues~MacBook~Pro:Desktop$
```

- We already know how to do math computations.
- Need to achieve console input and output.

```
Yues~MacBook~Pro:Desktop$ python savings.py
[Savings Calculator]
Enter interest rate: 0.036
Enter initial sum: 10000
Enter number of years: 5
After 5 years, the savings will be 11934.35.
Yues~MacBook~Pro:Desktop$
```

# String – String Literals

```
>>> s='abc'  
>>> s  
'abc'  
>>> type(s)  
<class 'str'>
```

```
>>> s="he said:'hello'"  
>>> s  
"he said:'hello'"  
>>> type(s)  
<class 'str'>
```

- Single Quote
- Double Quotes

# String – String Literals

```
>>> s="""
... abc
... def
... ghi
... """
>>> s
'\nabc\ndef\nghi\n'
>>> type(s)
<class 'str'>
```

```
>>> s='abc      def      ghi '
>>> s
'abc\tdef\tghi '
```

- Three Quotes

- Escaped Form

- return → “\n”
- tab → “\t”

# String – String Operators

```
>>> s1='abc '  
>>> s2='def '  
>>> s1+s2  
'abcdef '
```

```
>>> s='abc '  
>>> s*3  
'abcabcabc '
```

- Concatenation (+)
- Repetition (\*)

- Operators + and \*
  - **Polymorphism** for different operator types, the evaluation is different.



# String – String Operators

```
>>> s = 'abc'  
>>> s[0]  
'a'  
>>> s[1]  
'b'  
>>> s[2]  
'c'
```

```
>>> i = 2  
>>> s[i]  
'c'
```

- Slice ([ ])
  - the getitem operator
  - index start from 0
  
- Operands can of course be variables.

# String – String Operators

```
>>> s = 'abc'
>>> i = -1
>>> s[-1]
'c'
>>> i = i - 1
>>> s[i]
'b'
>>> i -= 1
>>> s[i]
'a'
```

- Right-to-left getitem index

# String – String Operators

```
>>> s='abc'  
>>> s[3]  
Traceback (most recent call last):  
  File "<stdin>", line 1, in <module>  
IndexError: string index out of range  
>>>  
>>> s[-4]  
Traceback (most recent call last):  
  File "<stdin>", line 1, in <module>  
IndexError: string index out of range
```

- Out of Range
  - Evaluating the expression results in Error objects.

# String – String Operators

```
>>> s = 'abc'
>>> s[1:2]
'b'
>>> s[0:2]
'ab'
>>> s[1:3]
'bc'
>>> s[-2:-1]
'b'
```

- Range Slice ([:])
  - substrings
    - The getslice operator takes more arguments.
- [startIndex:endIndex+1]

# String – String Operators

- Special Cases

```
>>> s = 'abc '  
>>> s[2:2]      # -> empty string  
' '  
>>> s[2:1]     # -> empty string  
' '  
>>> s[2:5]     # -> out of bounding  
'c '  
>>> s[1:]      # -> default end  
'bc '  
>>> s[:2]     # -> default start  
'ab '  
>>> s[:]      # -> default start and end  
'abc '
```

# String – Type Conversion

```
>>> i=123
>>> s=str(i)
>>> s
'123'
```

```
>>> f=1.234
>>> s=str(f)
>>> s
'1.234'
>>> type(s)
<class 'str'>
```

- Integer to String

- Float to String

# String – Type Conversion

```
>>> s='123'  
>>> int(s)  
123
```

```
>>> s='1.234'  
>>> f=float(s)  
>>> f  
1.234  
>>> type(f)  
<class 'float'>
```

```
>>> i=int(s)  
Traceback (most recent call last):  
  File "<stdin>", line 1, in <module>  
ValueError: invalid literal for int()  
with base 10: '1.234'
```

- String to Integer

- String to Float

- Error Value

# String – String Formatting

- Pattern Strings

```
>>> s = '%d'%123                # %d -- integer
>>> s                            # 123 after % -- fills %d
'123'
>>> s = 'The integers:%d'%123
>>> s
'The integers:123'

>>> '%5d'%123                    # 5 specifies string size
'  123'

>>> '%-5d'%123                   # '-' means align to the left
'123  '

>>> 'abc%-5d'%123
'abc123  d'
```



# String – String Formatting

```
>>> '%f'%1.23
'1.230000'
>>> '%5.2f'%1.234          # '.2' -- string size precision
' 1.23'
>>> '%.2f'%1.234
'1.23'
>>> 'abc%.2f'%(1.0/7)
'abc0.14'
```

- Multiple Patterns

```
>>> 'A string with one integer %d, followed by one floating  
point number %.2f'%(123,1.234)  
'A string with one integer 123, followed by one floating  
point number 1.23'
```

- Checkout the binary encoding of strings.

```
>>> ord('a')
97
>>> ord('A')
65
>>> ord('z')
122
>>> chr(97)
'a'
>>> chr(98)
'b'
```

- `ord` – get ASCII code  
- from character
- `chr` – get character  
- from ASCII code

- The Print Function

```
>>> print(123)                # integer
123
>>> print(1.234)              # float
1.234
>>> print(3+5-2*6)            # expression evaluated
-4
>>> print('abc')
abc
>>> print('abc\ndef\nxyz')    # strings have print formats
abc
def
xyz
>>> print('abc\\n')           # escape format for '\n'
abc\n
```

- The Input Function

```
>>> s=input ()
abc
>>> s          # return a string from user
'abc'
>>> s=input("Enter a number: ") # takes a prompt argument
Enter a number:
```

- The Input Function

```
>>> s=input()  
abc  
>>> s # return a string from user  
'abc'  
>>> s=input("Enter a number: ") # takes a prompt argument  
Enter a number: 123  
>>> s  
'123'  
>>> int(s)  
123
```

# A Stand-Alone Python Program

- savings.py

```
print('[Savings Calculator]')
rate = float(input(' Enter interest rate: '))
initial_sum = int(input(' Enter initial sum: '))
number_of_years = int(input(' Enter number of years: '))

final_sum = initial_sum*(1.0+rate)**number_of_years

print("    After %d years, the savings will be %.2f."%(
    number_of_years, final_sum))
```

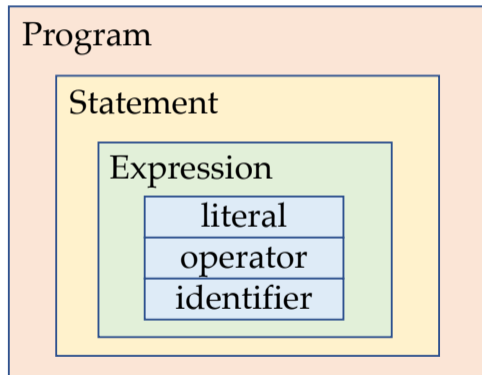
# A Stand-Alone Python Program

- Save and execute it.

```
Yues~MacBook~Pro:Desktop$ python savings.py
[Savings Calculator]
  Enter interest rate: 0.036
  Enter initial sum: 10000
  Enter number of years: 5
  After 5 years, the savings will be 11934.35.
Yues~MacBook~Pro:Desktop$
```



- Building Blocks



- Summary of Types  
int, float, str, function, module, type
- Summary of Operators  
+, -, \*, /, \*\*, %, ., [], [:]
- Summary of Statement  
assignment(=, +=, ...), import, print, input

# Python Programs

- in line comments (start with #)

```
# show function
print('[Savings Calculator]')
```

- end of line comments (start with #)

```
# get inputs
rate = float(input(' Enter interest rate: ')) # initial rate
initial_sum = int(input(' Enter initial sum: ')) # initial sum
number_of_years = int(input(' Enter number of years: ')) # initial years

# calculate final sum
final_sum = initial_sum*(1.0+rate)**number_of_years # final sum of savings
```

- Comments makes the program more readable.

```
# output
print("      After %d years, the savings will be %.2f."%(number_of_years, final_sum))
```

# Programs VS. Human Languages

- operate a computer / communicate with human
- formal language vs. natural language
- more mathematical
- more rigid syntax
- limited semantics
- restricted vocabulary

# This week check-off: Simple Programs